



OIL FIRED PACKAGE UNIT SPECIFICATIONS

MODEL NO.	OPB42-100		OPB48-100		OPB60-100	
HEATING CAPACITY	High Fire	Low Fire	High Fire	Low Fire	High Fire	Low Fire
HEAT INPUT RATE (BTUH)	120,000	100,000	120,000	100,000	120,000	100,000
OUTPUT BTUH ¹	97,000	82,000	97,000	82,000	97,000	82,000
NOMINAL TEMP RISE	70°	70°	70°	70°	70°	70°
SEASONAL EFFICIENCY ² (Htg.)	82.5%	83%	82.5%	83%	82.5%	83%
COOLING CAPACITY A/C	3 ½ Tons		4 Tons		5 Tons	
SEER (Clg.)	14.0		13.0		13.0	
CABINET HEIGHT (IN.)	44"		44"		44"	
CABINET WIDTH (IN.)	48"		48"		48"	
CABINET DEPTH (IN.)	64"		64"		64"	
NOMINAL FLUE OUTLET DIA.	6"		6"		6"	
APPROX SHIPPING WEIGHT	850		850		850	
APPROVAL AGENCY	ETL		ETL		ETL	
QTY AND SIZE OF PERMANENT FILTERS	(1) 24" x 24"		(1) 24" x 24"		(1) 24" x 24"	
ELECTRICAL REQUIREMENTS	208-240 V/ 60/ 1PH		208-240 V/ 60/ 1PH		208-240 V/ 60/ 1PH	
MAX FUSE SIZE	55		60		60	
RECOMMENDED FUSE SIZE	45		50		50	
WIRE SIZE (AWG)	#6		#4		#4	
SUPPLY AIR DUCTWORK CONNECTOR (W X H)	20" x 16"		20" x 16"		20" x 16"	
RETURN AIR DUCTWORK CONNECTOR (W X H)	20" x 16"		20" x 16"		20" x 16"	
ACCESSORY ITEMS						
PROGRAMMABLE T-STAT STD/DELUXE	350164 / 350165		350164 / 350165		350164 / 350165	
ROOF TOP UNIT FRAME	340353		340353		340353	
DUCT TRANSITION	AOPS8407		AOPS8407		AOPS8407	

¹ OUTPUT BTUH BASED ON ANNUAL FUEL UTILIZATION EFFICIENCY RATED BY MANUFACTURER

² SEASONAL EFFICIENCY (ALSO CALLED AFUE-ANNUAL FUEL UTILIZATION EFFICIENCY) RATINGS ARE BASED ON THE TESTS FOLLOWING U.S. DEPARTMENT OF ENERGY TEST PROCEDURES.

³ ALL SPECIFICATIONS ARE SUBJECT TO CHANGE WITHOUT NOTICE.

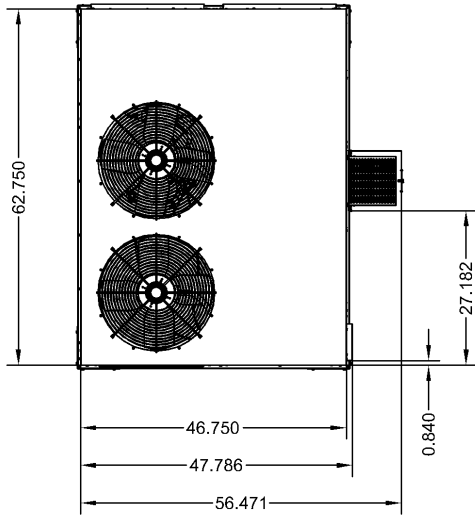
SEE NEXT PAGE FOR MORE DATA –

OIL FIRED PACKAGE UNIT SPECIFICATIONS

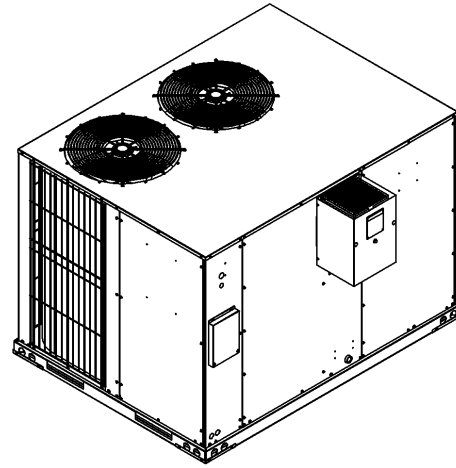
MODEL NUMBER DIGIT	1	2	3	4	5	6	7	8	9
	FUEL	CONFIGURATION	DESIGN CHANGE	CLG CAPACITY	CLG CAPACITY		HTG CAPACITY	HTG CAPACITY	HTG CAPACITY
MODEL NOMENCLATURE EXAMPLE MODEL NUMBERS	O	P	B	2	4	-	8	0	
	O	P	B	6	0	-	1	0	0
O = OIL	O								
P = PACKAGE UNIT (HTG./CLG.)		P							
DESIGN CHANGE			B						
COOLING CAPACITY MBTUH (000'S) EXAMPLE; 42 = 42,000 (3.5 – TONS)				4	2				
HEATING CAPACITY MBTUH (000'S) WITH FACTORY INSTALLED NOZZLE							1	0	0

SEE NEXT PAGE FOR MORE DATA –

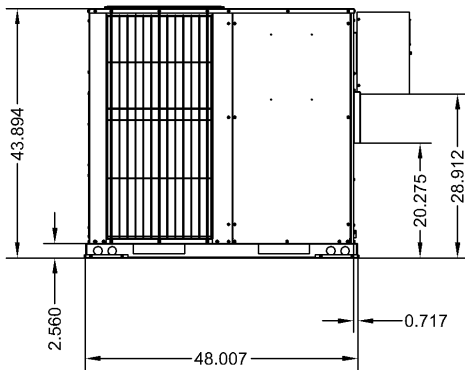
OIL FIRED PACKAGE UNIT SPECIFICATIONS



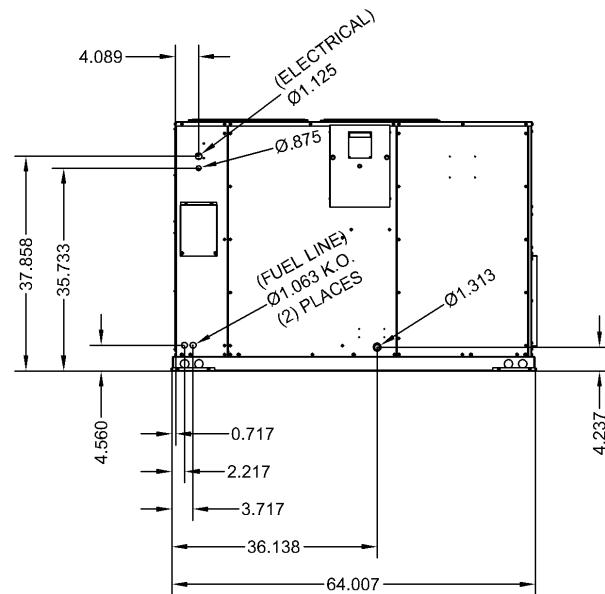
TOP VIEW



ISOMETRIC VIEW



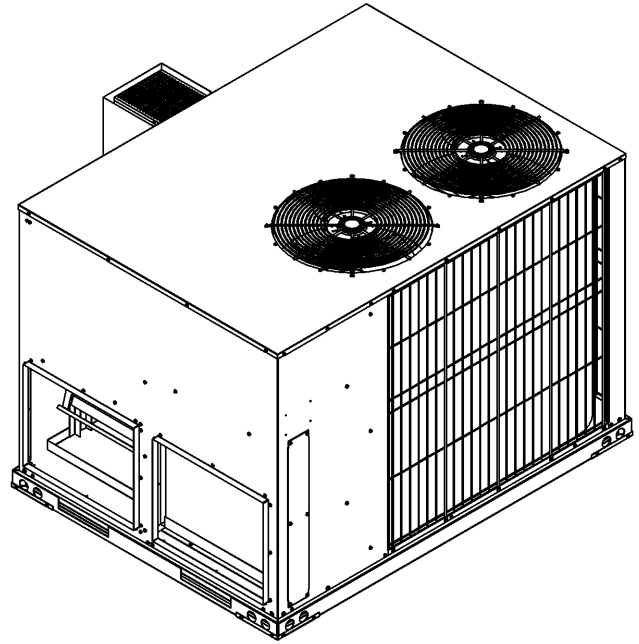
FRONT VIEW



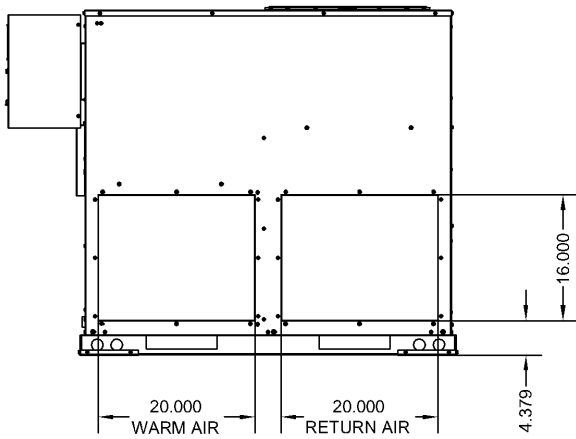
RIGHT VIEW

SEE NEXT PAGE FOR MORE DATA -

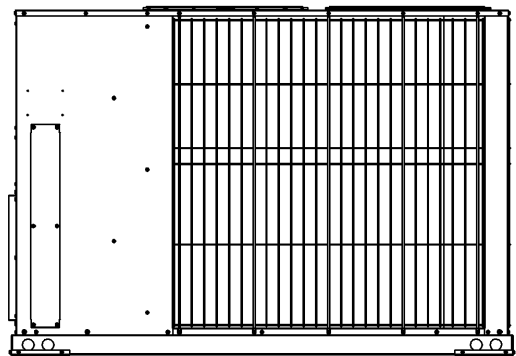
OIL FIRED PACKAGE UNIT SPECIFICATIONS



ISOMETRIC VIEW



BACK VIEW



LEFT VIEW

SEE NEXT PAGE FOR MORE DATA –

OIL FIRED PACKAGE UNIT SPECIFICATIONS

CLEARANCES	MINIMUM CLEARANCES TO COMBUSTIBLE MATERIALS:
SIDES	1"
FRONT (SERVICE ACCESS)	(CLEARANCE TO COMBUSTIBLES) 3" / 24" (SERVICE)
REAR	1"
VENT TERMINAL	3"
TOP PLENUM	1"
SIDES PLENUM	1"
CONDENSER COIL FOR ADEQUATE AIRFLOW	36"

BURNER DATA	BECKETT "AFG" S - PLATE 31646 (3 3/8") 31517 CERAMIC	
AIR TUBE LENGTH (IN.)	4 1/2"	
BURNER HEAD TYPE:	F-3	
FUEL TYPE:	#2	
NOZZLE RATING (GPH):	LOW FIRE	HIGH FIRE
	.75	.85
SPRAY ANGLE (DEG.):	80°	80°
SPRAY PATTERN:	HOLLOW	HOLLOW
OIL PUMP PRESSURE (PSIG):	120 PSI	130 PSI
COMBUSTION CHAMBER TYPE:	REFRACTORY (FIBER)	

* FACTORY EQUIPPED WITH A .75 GPH 80° H NOZZLE. HIGH FIRE NOZZLE SUPPLIED BY INSTALLER.

BLOWER DATA			
MODEL NO:	OPB42-100	OPB48-100	OPB60-100
BLOWER MODEL (DIRECT DRIVE)	DD 12-9R		
MOTOR H.P.	1 HP		
MOTOR TYPE & NUMBER OF SPEEDS	ECM- air over 48Y		
HIGH SPEED AIRFLOW (SCFM) @ 0.4 IN. W.G. EXTERNAL STATIC PRESSURE:	1390	1610	1990
DIAMETER X WIDTH	12 x 9		

SEE NEXT PAGE FOR MORE DATA –

OIL FIRED PACKAGE UNIT SPECIFICATIONS

HEATING SPEED SET-UPS

SW1 POSITION			HEAT RISE °F	
1	2	3	LOW	HIGH
OFF	OFF	OFF	XXXXXX	XXXXXX
ON	OFF	OFF	XXXXXX	XXXXXX
OFF	ON	OFF	XXXXXX	XXXXXX
ON	ON	OFF	74	XXXXXX
OFF	OFF	ON	68	XXXXXX
ON	OFF	ON	62	77
OFF	ON	ON	-----	70
ON	ON	ON	-----	60

XXXXXX OPERATION IN THIS RANGE MAY FORCE THE SAFETY LIMIT TO OPERATE REDUCING PERFORMANCE

----- OPERATION IN THIS RANGE MAY CAUSE COMBUSTION GASES TO CONDENSE AND VOID THE WARRANTY

COOLING SPEED SET-UPS

FAN CONTROL SW 1 SWITCH SETTINGS	CLG. TONAGE	Air Flow	
		COOL	CONTINUOUS
6-OFF 5-ON 4-ON	3.5	1390	695
6-ON 5-OFF 4-OFF	4	1610	790
6-ON 5-ON 4-OFF	5	1990	985

BLOWER AMPS								
	PLENUM STATIC (INH2O)	A/C OPERATION	Furnace Operation					
			LOW FIRE			HIGH FIRE		
			74°F RISE	68°F RISE	62°F RISE	77°F RISE	70°F RISE	63°F RISE
OPB42-100	0.1	3.05	1.62	1.92	2.22	2.22	2.70	3.5
	0.2	3.46	1.93	2.23	2.58	2.58	3.14	4.10
	0.3	3.78	2.23	2.50	2.98	2.98	3.50	4.54
	0.4	4.12	2.53	2.95	3.35	3.35	3.92	4.95
OPB48-100	0.1	4.39	1.62	1.92	2.22	2.22	2.70	3.5
	0.2	4.83	1.93	2.23	2.58	2.58	3.14	4.10
	0.3	5.21	2.23	2.50	2.98	2.98	3.50	4.54
	0.4	5.86	2.53	2.95	3.35	3.35	3.92	4.95
OPB60-100	0.1	7.82	1.62	1.92	2.22	2.22	2.70	3.5
	0.2	8.54	1.93	2.23	2.58	2.58	3.14	4.10
	0.3	9.06	2.23	2.50	2.98	2.98	3.50	4.54
	0.4	9.62	2.53	2.95	3.35	3.35	3.92	4.95

SEE NEXT PAGE FOR MORE DATA –

OIL FIRED PACKAGE UNIT SPECIFICATIONS

MODEL	OPB42-100	OPB48-100	OPB60-100
ELECTRICAL DATA			
VOLTAGE/PHASE/HERTZ	208-230/1/60	208-230/1/60	208-230/1/60
COMPRESSOR	ZP34K5E	ZP39K5E	ZP51K5E
RLA	17.9	19.9	26.4
LRA	112.0	109.0	134.0
CONDENSER COIL			
FACE AREA (SQ FT)	16.67	16.67	16.67
ROWS DEEP	1	1	1
FINS PER INCH	20	20	20
FIN TYPE	LOUVERED	LOUVERED	LOUVERED
TUBING OD (IN)	1" MICRO CHANNEL	1" MICRO CHANNEL	1" MICRO CHANNEL
CONDENSER FANS			
TYPE	AXIAL	AXIAL	AXIAL
CFM	4000	4000	4000
DIAMETER (IN)	20	20	20
NO. OF BLADES	4	4	4
CONDENSER FAN MOTORS			
HP	1/8	1/8	1/8
RPM	825	825	825
FLA	0.8	0.8	0.8
REFRIGERANT-410a FURNISHED (OZ)	72	84	80

PACKAGE UNIT MODEL	EVAPORATOR COIL MODEL	SEER	EER	TOTAL BTU/HR HEAT REMOVAL	SENSIBLE HEAT REMOVAL
	A - STYLE				
OPB42-100	13U3642AB17	14	12	42000	75%
OPB48-100	13U4248AB20	13	11	48000	75%
OPB60-100	13U4248AB20	13	11	60000	75%

EVAPORATOR COIL MODEL	APPROX WET COIL PRESSURE DROP (IN H2O)					
	800	1000	1200	1400	1600	2000
13U3642AB17			.22	.25	.28	
13U4248AB20				.27	.28	.30